

SHARP

PN-70TA3/70TB3

PN-60TA3/60TB3

TOUCHSCREEN LCD MONITOR

Smooth, Intuitive, and Made for Sharing—
Sharp BIG PAD Gives Your Communications a Boost



BIG PAD

Sharp's BIG PAD PN-70TA3/70TB3/60TA3/60TB3 are designed for smooth and effortless communication in a wide range of contexts. Their highly responsive touch pens allow several people to write on the same screen at the same time. And SHARP Display Connect software enables multifaceted wireless communication. Whether in the boardroom or the classroom, Sharp changes the way you communicate.

Simple, Intuitive Operation Lets You Focus on Interacting

Simultaneous Writing

Recognising up to 10 points of contact, the PN-70TA3/70TB3 and PN-60TA3/60TB3 multi-touch LCD monitors allow up to four people to write on the screen at the same time using touch pens or fingers. Participants can take an active part in meetings, brainstorming sessions, classroom interactions, and more. Discussions and presentations become platforms for effective and lively exchanges of opinions.



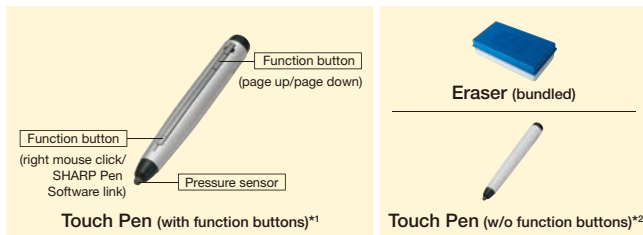
User-Friendly SHARP Pen Software

Using a touch pen, you can easily launch and display the SHARP Pen Software user interface—a menu comprising smartly arranged icons that provide easy access to pen settings and functions. Each touch pen has its own dedicated menu, which can be displayed even when up to four people are writing on the screen at the same time. Pen settings such as colour and line thickness can be set for each touch pen (with function buttons).



Smooth, Highly Responsive Touch Pen


The dedicated touch pen with function buttons*1 is so smooth and light that using it is like writing on paper. A pressure sensor at the tip of this slim and lightweight pen lets you write with high precision and with an effortless and uninterrupted flow.



*1 Bundled with PN-70TA3/60TA3; optional for PN-70TB3/60TB3
 *2 Bundled with PN-70TB3/60TB3

Handwriting Recognition

These LCD monitors feature a handwriting recognition*3 function for converting selected onscreen handwriting into standard text. This convenient function allows you to utilise onscreen content to make neat and legible minutes of your meetings.



*3 Works with languages supported by SHARP Pen Software.

Work Smarter with SHARP Display Connect

SHARP Display Connect*1 software supports effective and multifaceted communication. Onscreen content—including handwritten notes and drawings made in real time—can be viewed simultaneously on the BIG PAD and mobile devices*2 such as PCs, tablets, and smartphones. SHARP Display Connect facilitates interactive presentations, lively discussions, and paperless meetings in both business and educational settings.

*1 Number of connectable mobile devices depends on the following conditions.

- LCD monitors
 - PN-70TA3/60TA3 used with pre-installed software: Max. 20
 - PN-70TA3/60TA3/70TB3/60TB3 used with bundled software CD-ROM: Max. 50
- OS — Windows® 7: Max. 20; Windows® 8/8.1: Max. 50

*2 OS requirements:

- PCs: Windows® 7, Windows® 8/8.1; Tablets: Windows® 7, Windows® 8/8.1, Android, iOS;
- Smartphones: Android, iOS

*3 Connecting 20 or more mobile devices requires at least two LAN access points.



Designed with True User-Friendliness in Mind

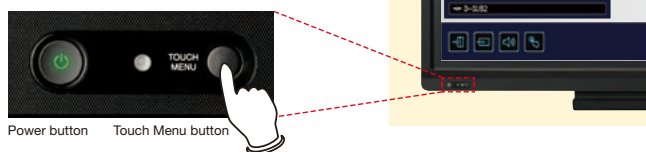
Quick Startup (PN-70TA3/60TA3)

The whiteboard function on the PN-70TA3/60TA3 can start up quickly at a press of the power button, so that meetings get underway without delay.

Note: When booting the LCD monitor from power off status (power turned off using the power button on the monitor or remote control)

Touch-Operated Onscreen Display

Pressing the Touch Menu button displays an onscreen menu that lets you easily switch input sources, change volume level, or turn the touchscreen function on and off without using a remote controller.

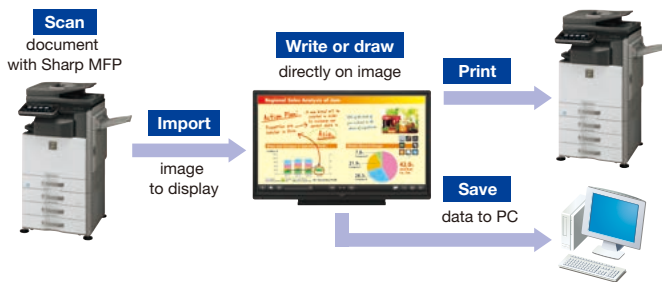


Minimise Glare and Fingerprints

Protecting the screen is an anti-glare film that works to reduce glare and reflections and minimise fingerprint soiling on the glass.

MFP Connectivity

Documents and images scanned from a colour-scan-capable Sharp MFP can be imported directly to the SHARP Pen Software for display on the BIG PAD. For added convenience, image data shown onscreen—including notations—can be saved to a PC or sent directly to an MFP for printout.



■ SHARP Display Connect enables the following interactive functions on BIG PAD and mobile devices connected via wireless LAN:

- sharing of onscreen content
- transfer of files
- interactive onscreen writing and drawing
- remote control of the BIG PAD from mobile devices

■ Up to 50 mobile devices^{*1*} can be connected simultaneously.

■ Files can be exchanged between mobile devices even if they are not connected to the BIG PAD.

■ Users can capture onscreen images and save them on their mobile devices to make personally annotated memos (personal memo).

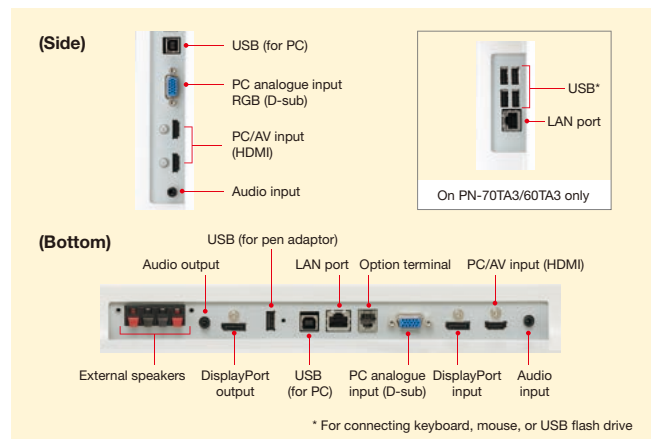
■ SHARP Display Connect also connects two BIG PAD on the same network (intranet, VPN, etc.) to enable larger-scale interactive communications.

Front-Mounted Speakers

Two speakers (10W + 10W) are mounted low on the front of the LCD monitor to deliver clearer sound.

A Wealth of Input/Output Terminals

The PN-70TA3/70TB3 and PN-60TA3/60TB3 come standard-equipped with a wealth of input/output terminals—on the side and the bottom of the monitor—to enable easy connection with a wide variety of equipment. This array of terminals includes three HDMI ports, two D-sub ports, two DisplayPort™ terminals (one input, one output), and two touchscreen-supporting USB ports. One of the USB ports can be assigned to a regularly connected PC, such as a host PC used to operate the LCD monitor. The other USB port facilitates temporary connection to another PC, such as one used by a meeting participant. This allows easy PC connection without the need to switch the USB cable.



Feature Comparison

	PN-70TA3/PN-60TA3	PN-70TB3/PN-60TB3
Quick Startup	●	—
SHARP Pen Software ^{*1}	● (pre-installed)	▲ (bundled; user installed)
Touch Pen	with function buttons	▲ ^{*2} (optionally available)
	w/o function buttons	● (1 pen)
SHARP Display Connect ^{*3}	● (pre-installed / bundled; user installed)	▲ (bundled; user installed)

▲ feature available under conditions indicated in parentheses.

*1 Supports 11 languages (English, German, Spanish, French, Italian, Dutch, Portuguese, Russian, simplified Chinese, traditional Chinese, Japanese)

*2 Please check with your local authorised Sharp dealer/representative on availability.

*3 For details, see the section on SHARP Display Connect.



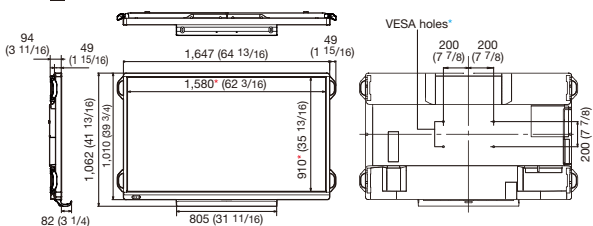
Specifications

Model Name	PN-70TA3	PN-70TB3	PN-60TA3	PN-60TB3
Installation	Landscape			
LCD Panel	70-inch-class (69 1/2-inch [176.6 cm] diagonal) UV ^{A*} LCD		60-inch-class (60 1/16-inch [152.5 cm] diagonal) UV ^{A*} LCD	
Max. Resolution	1,920 x 1,080 pixels			
	Max. Display Colours (approx.)			
	1.06 billion colours			
	Pixel Pitch (H x V)		0.802 x 0.802 mm	
	Max. Brightness (average) ^{**2}		300 cd/m ²	
	Contrast Ratio		3,000 : 1	
	Viewing Angle (H/V)		160°/160° (CR ≥ 10)	
	Active Screen Area (W x H) (approx.)		1,538.9 x 865.6 mm (60 9/16" x 34 1/16")	
Response Time	6 ms (grey to grey, avg.)			
	Backlight			
	LED, edge lit			
	Touchscreen			
	Touch Technology			
Touch Pen	IR (infrared blocking detection method)			
	PC Connection Port			
	USB 2.0 (type B) x 2			
	Power Supply			
	Supplied from main unit			
Multi Touch	10 points			
	Protection Glass		Thickness: Approx. 3.4 mm ^{*3} Shock resistance: 130 cm ^{*4}	
	Thickness: Approx. 3.4 mm ^{*3} Shock resistance: 130 cm ^{*4}		Thickness: Approx. 3.0 mm ^{*3} Shock resistance: 130 cm ^{*4}	
Communication	Wireless communication method		–	
	Function Button		Yes	
Whiteboard Function	Built-in		–	
	Built-in		–	
Computer Input	Video			
	Analogue RGB (0.7 Vp-p) [75Ω], DisplayPort 1.1a			
	Synchronisation			
	Horizontal/vertical separation (TTL: positive/negative), Sync on green (D-sub 15-pin only), Composite sync (TTL: positive/negative)			
Plug & Play	VESA DDC2B			
	VESA DPMS			
Video Colour System				
NTSC (3.58 MHz, 4.43 MHz), PAL, PAL60, SECAM				
Input Terminals ^{*5}				
PC analogue: Mini D-sub 15-pin x 2 ^{*6} , HDMI (HDCP and 1080p compatible), PC/AV signal compatible) x 3, 3.5 mm-diameter mini stereo jack x 2, Video x 1 ^{*6} , Component video x 1 ^{*6} , DisplayPort (HDCP compatible, PC signal compatible) x 1				
Output Terminals ^{*5}				
3.5 mm-diameter mini stereo jack x 1, DisplayPort (HDCP compatible) x 1,				
Input/Output Terminals ^{*5}				
LAN port (10Base-T/100Base-TX) x 1				
Controller ^{*5}	USB		Type A x 4 ^{*7}	
	LAN port		10Base-T/100Base-TX/1000Base-T x 1	
Speaker Output	Built-in		10 W + 10 W	
	External		10 W + 10 W (6Ω)	
Mounting				
VESA (4 points), 400 x 200 mm pitch, M6 screw				
Power Supply				
100V – 240V AC, 50/60 Hz				
Power Consumption		250 W	210 W	185 W
Environmental Conditions	Operating Temperature		5°C to 35°C	
	Operating Humidity		20% to 80% RH (no condensation)	
Dimensions (W x D x H) (approx.) (display only)				
1,647 x 94 x 1,010 mm (64 13/16" x 3 11/16" x 39 3/4")		1,437 x 94 x 890 mm (56 9/16" x 3 11/16" x 35")		
Weight (approx.)		61 kg (134.5 lbs)	59 kg (130.1 lbs)	48 kg (105.9 lbs)
Main Accessories				
AC power cord, remote control unit, batteries (AA size x 2), set-up manual, blank sticker, cable clamps x 5, camera mount, USB cable (3.0 m), eraser, pen tray		Touch pen (with function button), pen adaptor, touch pen battery (AAA size), SHARP Display Connect software CD-ROM		
Touch pen (without function button), SHARP Display Connect software CD-ROM		Touch pen (with function button), pen adaptor, touch pen battery (AAA size), SHARP Display Connect CD-ROM		

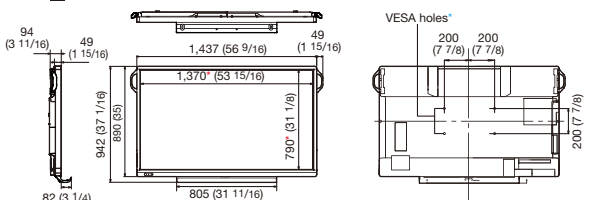
*1 UV^A stands for Ultraviolet-induced Multi-domain Vertical Alignment, a photo-alignment technology that ensures uniform alignment of liquid crystal molecules. *2 Brightness depends on input mode and other picture settings. Brightness level will decrease slightly over the lifetime of the product. Due to the physical limitations of the equipment, it is not possible to maintain a precisely constant level of brightness. *3 Including AG film on the front and AR film on the back. *4 Approximate distance at which the glass panel can withstand the impact of a 500-gram iron ball dropped on its center. *5 Use a commercially available connection cable for PC and other video connections. *6 Analogue PC, video, and component video are switchable (on bottom interface); use the menu to select. Video and component video connections require conversion cable via mini D-sub 15-pin jack. *7 For connecting keyboard, mouse, and USB memory device.

Dimensions

PN-70TA3/70TB3



PN-60TA3/60TB3



Units: mm (inch)
 * Screen dimensions
 * To use the VESA-standard mounting bracket, use M6 screws that are 8 to 10 mm plus the thickness of the bracket.

Windows® PC System Requirements

PC	PC/AT compatible machine with USB 2.0 port and screen resolution of 1,920 x 1,080 (CD-ROM drive required for installation)
CPU	Intel® Celeron® 1.6GHz, or AMD Sempron™ 1.6GHz or higher (Intel® Core™ 2 Duo 2.8GHz, or AMD Athlon™ II x 2.8 GHz or higher recommended)
OS	Windows® 7 (32-bit/64-bit), Windows® 8 (32-bit/64-bit), Windows® 8.1 (32-bit/64-bit)
Memory	2GB or more
Hard disk	200MB or more free space (additional space required for saving data)

Options

PN-ZL01 : Touch Pen and Touch Pen Adaptor



PN-ZL02 : Touch Pen



Windows is either a registered trademark or trademark of Microsoft Corporation in the US and/or other countries. DisplayPort and the DisplayPort Compliance Logo are trademarks owned by the Video Electronics Standards Association in the US and other countries. The terms HDMI and High-Definition Multimedia Interface and the HDMI logo are trademarks or registered trademarks of HDMI Licensing, LLC in the US and other countries. Intel, Intel Core, and Celeron are trademarks of Intel Corporation in the US and/or other countries. Sempron and Athlon are trademarks of Advanced Micro Devices, Inc. All other brand names and product names may be trademarks or registered trademarks of their respective owners.

DESIGN AND SPECIFICATIONS ARE SUBJECT TO CHANGE WITHOUT PRIOR NOTICE.



Distributed by:

SHARP