

SHARP®



High-Density 7000^{*1}

MODEL

IB-HP9A



^{*1} The digital reference standards indicated in this technology mark mean: when a humidifying air purifier with a high concentration Plasmacluster Ion Generation Unit is placed next to the wall and runs in the "middle" mode, the measured amount of the ions blow out in 1 cm³ air near (1.2 meter away) from the center of the room within an applicable area.

This product carries the unit with this function.



"Plasmacluster" and "Device of a cluster of grapes" are trademarks of Sharp Corporation.

^{*} "-R/-N" in the machine mode indicated on the nameplate or outer packing only means that the exterior color of the product is red/brown.

Plasmacluster Hair Dryer
OPERATION MANUAL

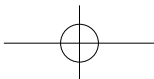
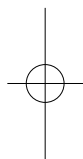
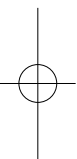
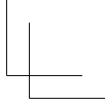
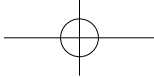
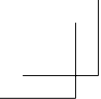
ENGLISH

Plasmacluster 風筒
使用說明書

中文

Thank you for purchasing this SHARP HAIR DRYER.
Please read this manual carefully before using the hair dryer.
After reading, keep the manual in a convenient location for future reference.

Do not use the product for commercial purposes.



CONTENTS

Page

INTRODUCTION

EFFECTS OF PLASMACLUSTER	E-2
IMPORTANT SAFETY INSTRUCTIONS	E-4
PARTS NAME	E-8

HOW TO USE

HOW TO OPERATE	E-11
CARE AND MAINTENANCE	E-14

HELP

TROUBLESHOOTING	E-17
SPECIFICATIONS	E-20

ENGLISH

EFFECTS OF PLASMACLUSTER



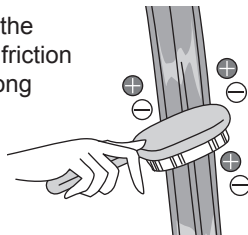
Plasmacluster
High Concentration 7000

What is "Plasmacluster" technology?

Plasmacluster is SHARP's unique technology. Plasmacluster Generating Unit generates and emits the same positive and negative ions that occur in nature by applying high voltage and a larger number of electrical discharges. Since the positive and negative ions generated are surrounded by water molecules, they can survive for extended periods.

Inhibition of Static Electricity ※

The positive and negative ions can suppress the generation of static electricity and reduce the friction of hair, keeping your hair in a healthy and strong condition.



Effect for the color-treated hair ※

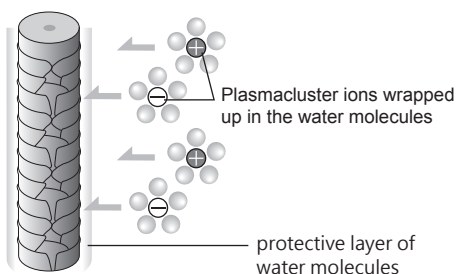
Plasmacluster prevents a damage from the brushing of the color-treated hair, the split hair, the hair breakage, the color fading of coloring.

※ All the test results are provided by SHARP.

The effects may vary with the seasons, surrounding environment (temperature, humidity, wind flow, etc.), time of use and personal status.

Hair Moisturization ※

The Plasmacluster Ion are surrounded by water molecules to form protective layer of water molecules on the surface of the hair, deeply infiltrate and moisturize your hair.



Make glossy and unified hair in "Beauty Mode".※

By switching WARM and COLD mode automatically to dry the hair, with effect of PCI, suppress the wave of hair, tighten the cuticle, and make the glossy and unified hair.

IMPORTANT SAFETY INSTRUCTIONS

Please comply with this strictly

To prevent injuries or damage to property, it's imperative to observe the following precautions.

- The consequences of improper use are classified as follows.



WARNING

Indicates the content that may cause death or heavy injury.



CAUTION

Indicates the content that may cause light injury or loss of property.



WARNING

To prevent an accident and an injury by



Disassembly prohibition

- Will not be modified. Only qualified personnel should perform disassembly and repair.
(Doing so could lead to fire, shock, or injury.)



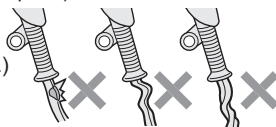
Use prohibition in the water hole

- Do not dip the product in water or pour water on it.
- Do not use this appliance near bathtubs, showers, basins or other vessels containing water.
(Doing so could lead to shock, short, fire, or failure.)

Power supply plug and power cord



- Do not handle roughly.
- Do not damage, deform, cut, get it close to high temperature, bend excessively, twist, place heavy objects on it, place between handle and body, or use while wound around unit.
(Otherwise it could lead to a short-circuit)
- Do not wind the cord around the body for stowing.
- Do not allow the cord to remain twisted while storing.
(Doing so could lead to a broken cord, shock, or short.)
- Do not use if damaged, deformed, twisted, or has become hot.
- Do not use if the outlet insert area is loose.
(Doing so could lead to shock, short, or spark.)
- Do not connect or disconnect the plug with wet hands.
(Doing so could lead to shock, or short.)



- The rules that should be complied with are indicated with the following "signs" (icons).



Indicates the prohibited item.



Indicates to-do.

an electric shock and a short circuit, the ignition

Power supply plug and power cord



- Insert the plug fully and completely.
(Otherwise it could lead to fire, shock, or burns.)
- For use in a Hong Kong outlet providing rated 15 A or higher and AC 220V with nothing else using the outlet.
- Do not use with an extension cord or together with other devices.
(Doing so could lead to excessive heat, spark, or shock.)
- Remove dust from the power supply plug periodically.
(Otherwise it could lead to fire.)
- After use and while cleaning, set the power supply switch to OFF and remove the power supply plug from the outlet.
(Not doing so could lead to fire, spark, burns, shock, or injury.)
- Pull on the power supply plug at the end rather than the cord to pull out the power supply plug.
(Otherwise it could lead to wire breaking and fire or shock.)

Use and storage



- With the following abnormalities or failures, discontinue use immediately, pull out the power supply plug, and request inspection or repair of the sales location.
 - If the inside gets completely red or it generates smoke
 - Deformation of the root area of the power supply plug or cord
 - The body becomes abnormally hot or a part becomes deformed
 - The body makes a sound of a foreign object being inside
 - Some other type of abnormality or failure
(Otherwise it could lead to fire, shock, or burns.)
- If sparks are visible in the warm air from the air outlet during use discontinue use and remove any dust on the air outlet or air inlet.
(Otherwise it could lead to fire, or burns.)

IMPORTANT SAFETY INSTRUCTIONS

Please comply with this strictly



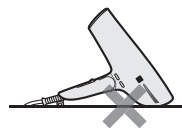
WARNING

To prevent an accident and an injury by an electric shock and a short circuit, the ignition

Use and storage



- This appliance is not intended for use by persons (including children) with reduced physical, sensory or mental capabilities, or lack of experience and knowledge, unless they have been given supervision or instruction concerning use of the appliance by a person responsible for their safety.
- Children should be supervised to ensure that they do not play with the appliance.
- Do not use on an infant.
- Do not store within reach of a baby.
- Do not use within reach of a baby.
- Do not allow a child to use appliance by themselves.
(Otherwise it could lead to shock, burns, or injury.)
- Do not use in close proximity to flammable materials (gasoline, benzene, thinner, spray, gas etc.).
(Otherwise it could lead to explosion or fire.)
- Do not spray with hairspray or other combustible hair products while in use.
(Otherwise it could lead to fire, shock, or burns.)
- Wipe away any hair products that have gotten on the body or accessories.
(Otherwise it could lead to failure, discoloration, or cracking.)
- Do not look into the air outlet while in use.
(Dust or other foreign material could be discharged with air that could cause injury or burns.)
- Do not use with the back end placed on a desk or on the floor.
- Do not block up the air inlet and the air outlet.
- Do not place on materials that burn easily or that are not heat resistant.
- Do not leave the fan switch on and then leave the area.
(Otherwise it could lead to fire, or burns.)
- Do not use with wet hands.
(Doing so could lead to shock, or short.)
- Do not insert foreign objects such as hair pins into the air inlet or air outlet.
(Doing so could lead to fire, shock, or abnormal operation.)





CAUTION

To prevent an accident and an injury by an electric shock the fire

ENGLISH

Usage



- Do not drop or cause undue impact. (Doing so could lead to shock or fire.)
- Do not use for other than drying or styling human hair.
- Do not use on pets, shoes, hairpiece, or wig. (Otherwise it could lead to fire, burns, or failure.)
- Do not use for commercial applications.
- Do not use any areas with an unspecified large number of people. (Doing so could lead to failure due to continuous overloading.)



Do not touch

- During use and for a period after use, the air outlet and any nozzle will be hot so do not touch.
- Perform any mounting, removing, or cleaning of the scalp massager, nozzle after the appliance has fully cooled. (Otherwise it could lead to burns.)



- Make sure hair is not drawn into the air inlet while in use.

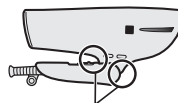
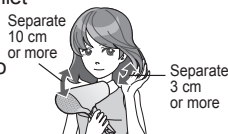
- Keep hair at least 10 cm away from the air inlet
- Do not use with the air inlet cover damaged

(Doing so could lead to hair being drawn into the appliance and cut, burns, or failure.)

- Keep hair at least 3 cm away from the air outlet. (Could lead to hair catching on fire.)

- When folding in or extending the handle, do not place fingers on the parts indicated with a ○ in the illustration to the right.

(Doing so could lead to injury.)



Do not place fingers in these areas

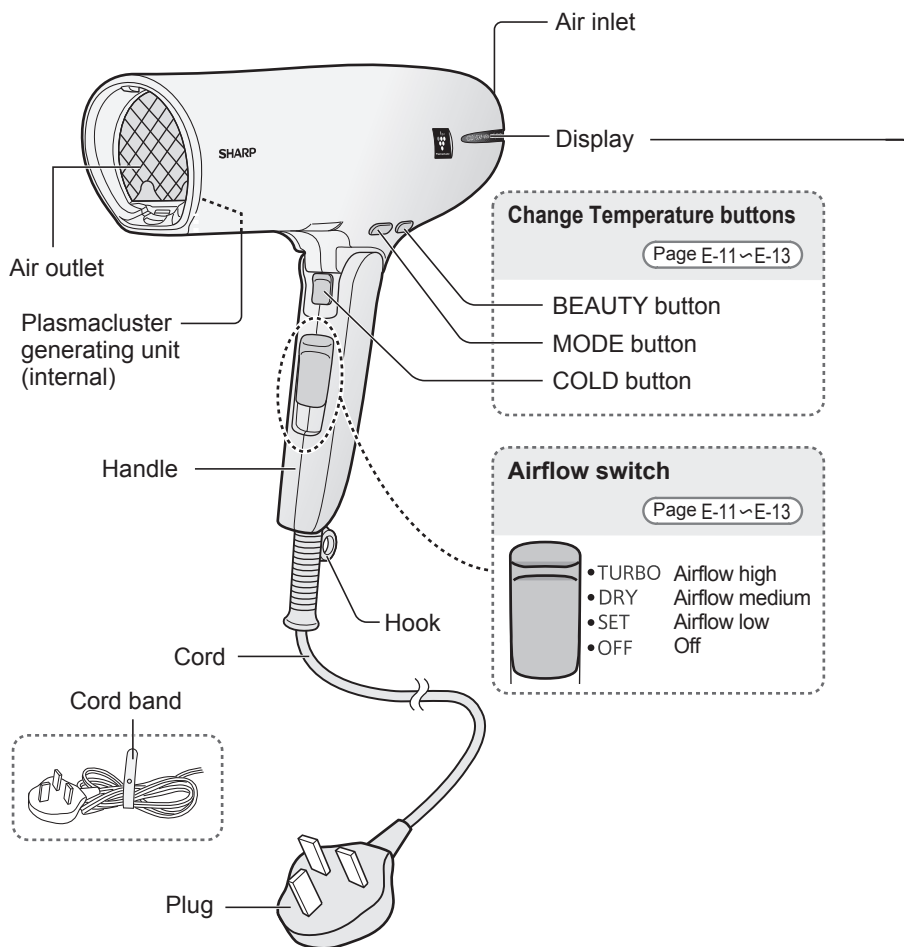
CAUTION

- If there is any cosmetic or other product containing silicone near the body, the silicone could adhere to the inner body and prevent the generation of Plasmacluster ions.
Please clean the device frequently. Page E-16

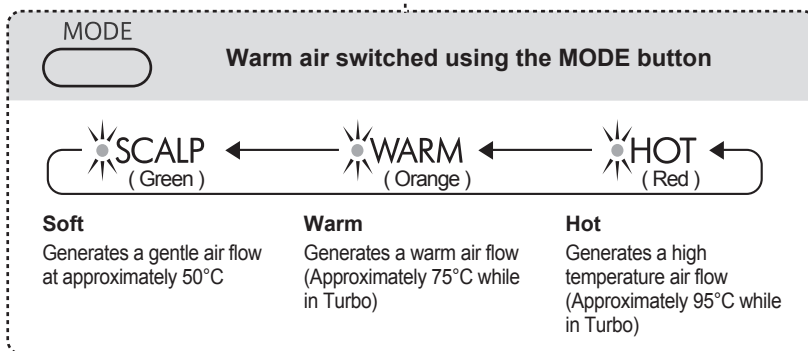
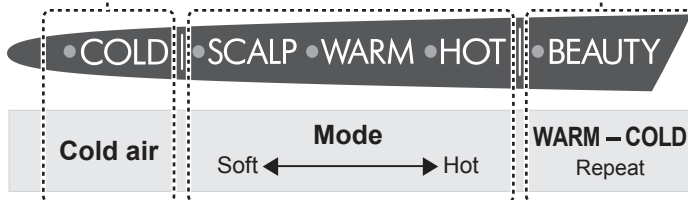
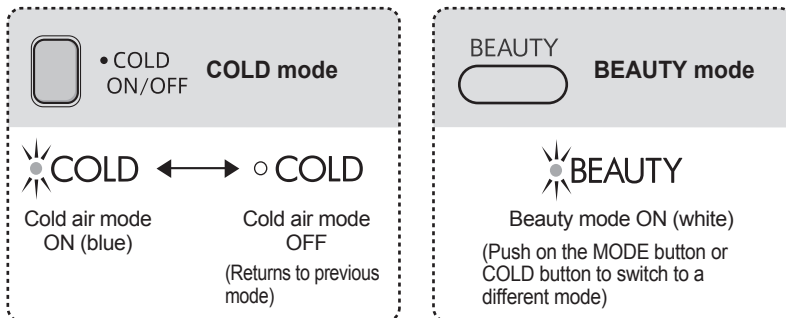
※ Hair care products (anti-bifurcation solution, mousse, hair conditioner, etc.), cosmetics, antiperspirant, antistatic agents, waterproof spray, polishing agents, glass cleaning agents, chemical rag, wax, etc.

PARTS NAME

MAIN UNIT



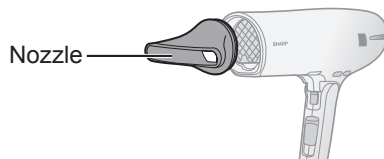
DISPLAY



PARTS NAME


ACCESSORIES

- **Nozzle**

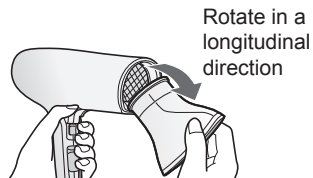


When the nozzle is attached, the air flow is concentrated and therefore easier to aim to the desired location.

How to attach



How to remove



- **Unit cleaning brush** Page E-16

(Bundled with the nozzle in a plastic bag)



- **Operation Manual**

This model is designed exclusively for Hong Kong, with manuals in Traditional Chinese and English only.

HOW TO OPERATE

TURN ON AND OFF

1



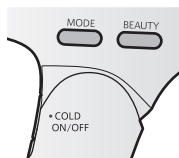
Insert the power supply plug

2



Select airflow (Page E-8)

3



Select temperature (Page E-9)

•COLD | •SCALP •WARM •HOT | •BEAUTY

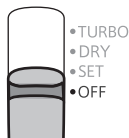
4



Apply airflow to hair

- Separate 10 cm or more from air inlet. (Otherwise may lead to drawing hair into the hair dryer.)
- Separate 3 cm or more from air outlet. (Could lead to hair catching on fire.)

Finished



Turn "OFF" the airflow switch and pull out the power supply plug

CAUTION

- During and after use, do not touch the air outlet and nozzle because they are hot. (Otherwise it could lead to burns).
- Do not store the cord in the body when storing. (Otherwise it could lead to shock or short-circuit). Please use a strapping tape.



HOW TO OPERATE

RECOMMENDED MODES

HOT

Quick Dry Mode



Wipe your hair gently with a dry towel and then blow dry it with hot wind.



WARM

Warm Dry Mode



It is suitable for the use in the hot summer and for users who dislike hot wind. The 75°C warm wind (at TURBO) can gently blow dry your hair.

SCALP

Soft Dry Mode



The 50°C soft wind can gently blow dry your scalp. (Recommended when the hair is semi-dry.)

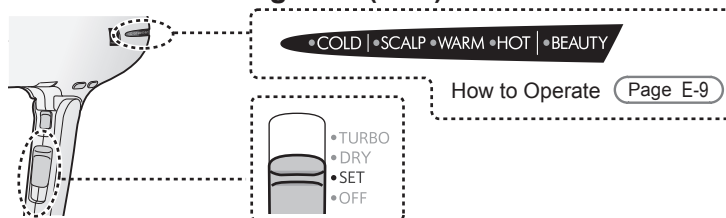
BEAUTY

Beauty Mode



Repeatedly switching between the WARM and COLD modes can protect your stratum corneum. You can get a better effect by blowing from the top of the head to the hair tips.

● Recommended Blowing Rate (SET)



Curly Hair



Wet your hair with water or hair care lotion and then blow on it with hot wind. You can get a better effect by attaching the nozzle.



It is easier to get hair curly if you use hot wind and then change to cold wind.



Fluffy Hair



Roll up the hair root and blow on it with the hot wind.

Smooth Hair

Final Mode



After blowing with hot wind, change to cold wind to keep the hair moisturized and smoother.

CAUTION

- Do not expose the body to any hair care products.
- Do not touch your body if any hair care products have gotten on your hands.
- If any hair care products have gotten on the body, please wipe away with a piece of soft cloth.
(Otherwise it could lead to discoloration or cracking). [Page E-17](#)

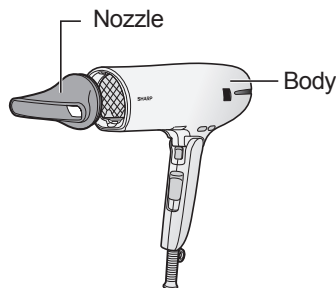
CARE AND MAINTENANCE

BODY & ACCESSORIES

Cleaning frequency: When dust is detected

Wipe the appearance with a soft cloth

Hair care products remaining on the body or accessories for a long time may lead to discoloration or cracking.



If the dust is hard to remove, please wet the cleaning cloth with water or a cleaning agents for the kitchen (neutral), and then wipe the dust away with the cloth.

Finally, wipe thoroughly again to remove the residues of the cleaning agents.

Do not use the following products to clean the body and accessories.

(The liquid infiltrating through the discolored area, crack and interior (precision parts) may lead to failure.)



Thinner
Gasoline
Alcohol



Oven cleaner
Polishing agents
Bleaching agents



Cleaning agents
containing ingredients
from citrus
(like limonene)



Synthetic
detergent for
house or furniture
(alkaline)



Cleaning spray
Metal brush



WARNING



Set the power supply switch to OFF, remove the power supply plug from the outlet, and clean the appliance after it has cooled.

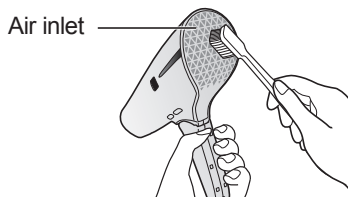
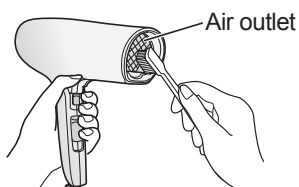
(Otherwise it could lead to fire, burns, shock, or injury)

AIR OUTLET & AIR INLET

Cleaning frequency: More than once a month

ENGLISH

Dust should be removed with a brush, tissue.



If dust is hard to remove, please use a dust wiper.
If dust stick on the hair dryer, the airflow may become weak.



WARNING



Do not insert objects such as hair pins into the air outlet or air inlet.
(Otherwise it could lead to fire, shock, or abnormal operations).

CARE AND MAINTENANCE



WARNING



Set the power supply switch to OFF, remove the power supply plug from the outlet, and clean the appliance after it has cooled.

(Otherwise it could lead to fire, burns, shock, or injury)

PLASMACLUSTER ION GENERATION UNIT (ELECTRODE PART) Cleaning frequency: More than once every two months

The unit can be used repeatedly after cleaning.

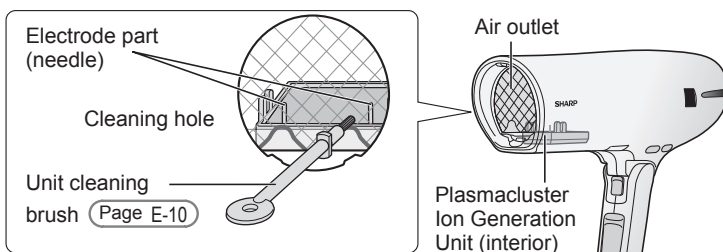
Non-replaceable

1

Take out plug

2

Insert the unit cleaning brush into the cleaning hole at the air outlet, and remove dust from the electrode part (Place 2) by cleaning around three times.



CAUTION

- The Plasmacluster Ion Generation Unit is non-removable.
- Do not clean the unit with tools (like cotton swabs) other than the cleaning brush provided. (Otherwise it could lead to failure).

TROUBLESHOOTING

Please ask the following questions before commissioning repairs or making consultations






Problem	Description	Reference
Cold wind No warm wind	<ul style="list-style-type: none">• Did you switch to the COLD, SCALP or WARM mode? ⇒ Switch to the HOT mode.	E-9
The temperature varies from time to time The sound volume varies from time to time	<ul style="list-style-type: none">• Did you switch to BEAUTY mode? ⇒ In BEAUTY mode, the sound volume varies because of repeated switching between WARM and COLD modes. This is not an abnormality.	E-12
The airflow varies from time to time The warm wind becomes cold from time to time	<ul style="list-style-type: none">• Is the air outlet or air inlet obstructed by dust? ⇒ Please remove the dust or other things obstructing the ports. <p>If the above situation is excluded, please stop using the appliance immediately and consult the customer service center.</p>	E-16
I am worried about the smell of the wind coming from the air outlet	<ul style="list-style-type: none">• During the generation of the Plasmacluster ions, ozone are generated, which gives off a kind of smell from the air outlet. The ozone is of the same concentration as natural ozone, so it will not affect health.	-
The light flickers	<ul style="list-style-type: none">• The light in the room where you use the fan may flicker due to the use of the fan. This situation is caused by the control of the warm wind, and is not an abnormality. If you mind this, please change outlets.	-

ENGLISH

TROUBLESHOOTING

Please ask the following questions before commissioning repairs or making consultations

Problem	Description	Reference
About the Plasmacluster ions	<ul style="list-style-type: none">The Plasmacluster ions are generated all the time when the unit operates. It can be repeatedly used if you clean it around once every two months. So it is unnecessary to replace the unit.	-
I do not feel the effects of the Plasmacluster ions	<ul style="list-style-type: none">Effects may vary depending on hair texture. Effects may not be evident if: your hair was permed recently; your hair was dyed; you have a wavy hair style; your hair is very curly; your hair is thin, short or soft.	-
	<ul style="list-style-type: none">Does the electrode part of the unit have collected dust? ⇒ Please clean it.	E-16
	<ul style="list-style-type: none">Is the air outlet or air inlet obstructed by dust? ⇒ Please remove the dust or other things obstructing the ports.	E-16
Blue or green sparks blow out from the air outlet	<ul style="list-style-type: none">It is not a failure, but is caused by the action of the safety unit.	-
I want to use the fan overseas	<ul style="list-style-type: none">It cannot be used in any areas other than Hong Kong.	-
I want to use the fan to dry things other than hair	<ul style="list-style-type: none">This appliance is designed for hair drying and styling and scalp care only. To avoid dangers, do not use it for any other purposes.	-

Problem	Description	Reference
 SCALP  WARM  HOT Turn on and off alternately	<ul style="list-style-type: none"> Remove the power supply plug and plug it again, and then operate the product. <div style="border: 1px dashed black; padding: 5px; margin-top: 10px;"> <p>If the error indication appears repeatedly, please stop using the appliance immediately and consult the customer service center.</p> </div>	-
 COLD  BEAUTY Turn on and off alternately		

If the abnormality remains after you handle it, please stop using the appliance immediately and consult the customer service center.

If any of the following situations occurs, please stop using the appliance immediately and consult the customer service center.

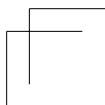
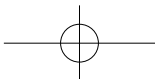
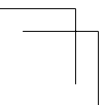
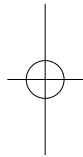
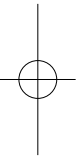
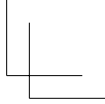
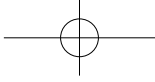
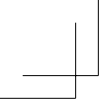
- The power supply cannot be connected.
- The power supply plug gets hot abnormally.
- The body or the wind of the WARM mode gets hot abnormally.
- The power cord is folded or twisted, causing the appliance to power on and off alternately.
- The inside of the air outlet seems red.
- The body is deformed partly.
- A part of the power cord gets hot abnormally.
- There is an abnormal sound, vibration or burning smell.
- No wind is generated or the wind is generated intermittently.

SPECIFICATION

Model	IB-HP9A
Rated voltage	AC220V 50Hz
Power consumption	1800W
Airflow volume	Approx 1.6m ³ /min (While operating at TURBO)
Weight	Main unit: Approx 635g
	Nozzle: Approx 32g
The length of the power cord	Approx 1.7m
Accessories	Nozzle · Unit cleaning brush

MEMO

ENGLISH



目錄

頁

前 序	Plasmacluster的功效	C-2
	重要安全事項	C-4
	各部分名稱	C-8
使 用 方 法	操作方法	C-11
	保養與維護	C-14
疑 難 排 解	問題	C-17
	規格	C-20

中文

Plasmacluster的功効



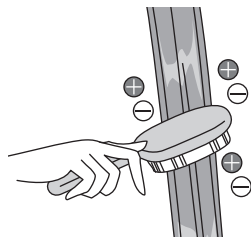
High-Density 7000*

「Plasmacluster」技術的意思是？

SHARP獨有的技術，透過離子產生器使用高壓電，以大量電流釋放與自然環境相同的正、負離子。這些離子被水分子包圍，可存活更長時間，透過風筒釋放及滲透於髮絲中。

消除靜電*

正、負離子有效消除靜電，減低摩擦對髮絲所造成的傷害，從而讓你秀髮更健康。



減少分叉及褪色*

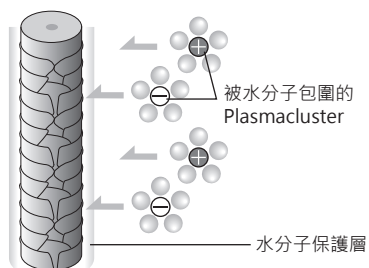
Plasmacluster有效減少頭髮分叉及斷髮的機會，讓秀髮柔順亮麗。

因季節、周圍環境(溫度·濕度·風的流動等)、使用時間和個人的情況的不同而效果有所差異。

※所有測試及數據均由SHARP測試所提供

深層保濕*

Plasmacluster被水分子包圍，
在頭髮表面形成保護層，有效
令水分滲透髮芯，賦予髮絲深層
保濕，全面滋潤秀髮。



使用「美髮模式」使頭髮更有光澤及順滑*

溫風和冷風模式於操作時自動切換，再配合Plasmacluster在髮上表面形成的水分子保護層，能鎖住角質層的水分，讓秀髮更柔順亮麗。

重要安全事項

請嚴格遵守

為防止對用戶造成危害及對財產造成損害，須遵守的事項如下說明。

■對於錯誤使用而帶來的後果，
進行如下分類說明。



警告

「有可能導致死亡或重傷」



注意

「有可能導致輕傷或財產受損」



警告

為防止因觸電或漏電、起火等原因引起的事故或受傷



禁止拆卸

- 請勿進行改裝。修理技術者以外人員請勿進行拆卸・修理
(火災・觸電・受傷的原因)



禁止在有濕氣場所使用

- 請勿被水浸泡或沾水
- 請勿在浴室或濕氣重的地方(有水的地方)使用或收藏
(觸電・短路・火災・故障的原因)

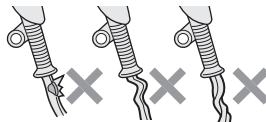
電源插頭和電源線是



- 請勿粗暴使用
- 請勿損壞或使其變形。請勿加工及靠近高溫場所。
請勿強行彎曲、扭曲。請勿在上方放置重物。
請勿在被夾住、被捆綁的狀態下使用
(短路的原因)

- 收納時電線不可纏捲在風筒上
- 收納時電線不可一直扭曲
(斷線・觸電・短路的原因)
- 請勿在受損、變形、扭曲、變熱的狀態下使用
- 插頭未完全的插入插座上時請勿使用
(觸電・短路・起火的原因)

- 請勿用濕手從插座上拔下電源插頭
(觸電・短路的原因)



C-4

■請予以遵守的相關內容用
「圖案·記號」表示·如下說明。



表示不允許做的內容



表示必須要做的內容

電源插頭和電源線是



- 電源插頭完全插入插座
(火災·觸電·燒傷的原因)
- 單獨使用額定輸出15A以上·交流220V的專用插座
- 請勿使用延長電線或與其他產品共用插座
(發熱·起火·觸電的原因)
- 定期除去電源插頭的灰塵
(火災的原因)
- 保養與維護時·使用後必須將風量關至「OFF」·
從插座上拔去電源插頭
(火災·起火·燒傷·觸電·受傷的原因)
- 拔去電源插頭時·請勿扯拽電線·需握住前端的電源插頭
從插座上拔下
(因斷線造成火災·觸電的原因)

使用時關於保管



- 發生以下異常及故障時請立即停止使用·並快速拔下插頭·
委託客戶服務中心進行檢查及修理
 - 內部發紅·冒煙。
 - 電源插頭·電源線的根部變形及受損。
 - 風筒異常的熱·部分變形。
 - 風筒發出異物活動的聲音。
 - 出現其他異常·故障。
(火災·觸電·燒傷的原因)
- 操作時於出風口看到火花應立即停止使用·
除去吸入口·出風口粘著的灰塵
(火災·燒傷的原因)

重要安全事項

請嚴格遵守



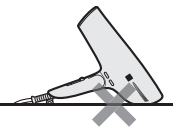
警告

防止因觸電或漏電、起火等引起的事故或受傷

使用時關於保管



- 除非得到監護人或負責其安全人士的適當監督或指導，否則，此機器不適合身體官能或心智能力退化者，或缺乏操作經驗和知識人士(包括兒童)使用
- 兒童應受到適當的監管以確保不會以此機器作玩具
- 嬰幼兒不可使用
- 收藏於嬰幼兒接觸不到的地方
- 嬰幼兒接觸到的地方不可使用
- 兒童不可單獨使用
(觸電·燒傷·受傷的原因)
- 易燃物(汽油·揮發油·稀釋劑·噴劑·瓦斯等)的附近不可使用(爆炸·火災的原因)
- 使用頭髮噴劑和可燃性的髮膠等時，不可接觸到風筒
(火災·觸電·燒傷的原因)
- 風筒·附件黏有髮膠等的情況不可直接收藏(要擦拭)
(故障·變色·開裂的原因)
- 使用時不可窺視出風口
(灰塵等異物和風一起吹出·受傷·燒傷的原因)
- 吸入口朝下的狀態·風筒請勿放在桌子和地板上
- 請勿擋住吸入口·出風口
- 請勿放在易燃物和對熱度敏感的物品上
- 電源開啟狀態請勿離開
(火災·燒傷的原因)
- 濕手時請勿使用(觸電·短路的原因)
- 吸入口·出風口請勿混進髮夾或金屬絲等
(火災·觸電·異常動作的原因)





注意

為防止觸電或火災等事故或受傷

使用時關於保管



- 請勿掉落或撞擊 (觸電・起火的原因)
- 只可用作吹乾頭髮
- 請勿用於寵物、衣類、鞋、假髮、接髮 (火災・燒傷・故障的原因)
- 請勿用於商業用途
- 請勿放置於公共場合 (因多人數連續使用會超負荷導致故障)

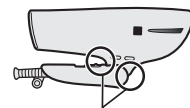


禁止接觸

- 使用時和使用後，出風口和集風嘴因暫時高溫，請勿觸摸。
- 集風嘴的安裝、拆卸、保養與維護，應在完全冷卻後進行。(燒傷的原因)



- 使用時，請小心頭髮勿被吸入口吸入
 - ・ 距離吸入口10厘米以上
 - ・ 吸入口的罩破損的情況請勿使用 (頭髮因被吸入到風筒內部斷電・燒傷・故障的原因)
- 出風口距離頭髮3厘米以上 (頭髮燒焦原因)
- 手柄折疊時，或拉伸時
右側的插圖的○部
請注意手指勿被夾住 (受傷的原因)



請注意手指勿被此處夾住

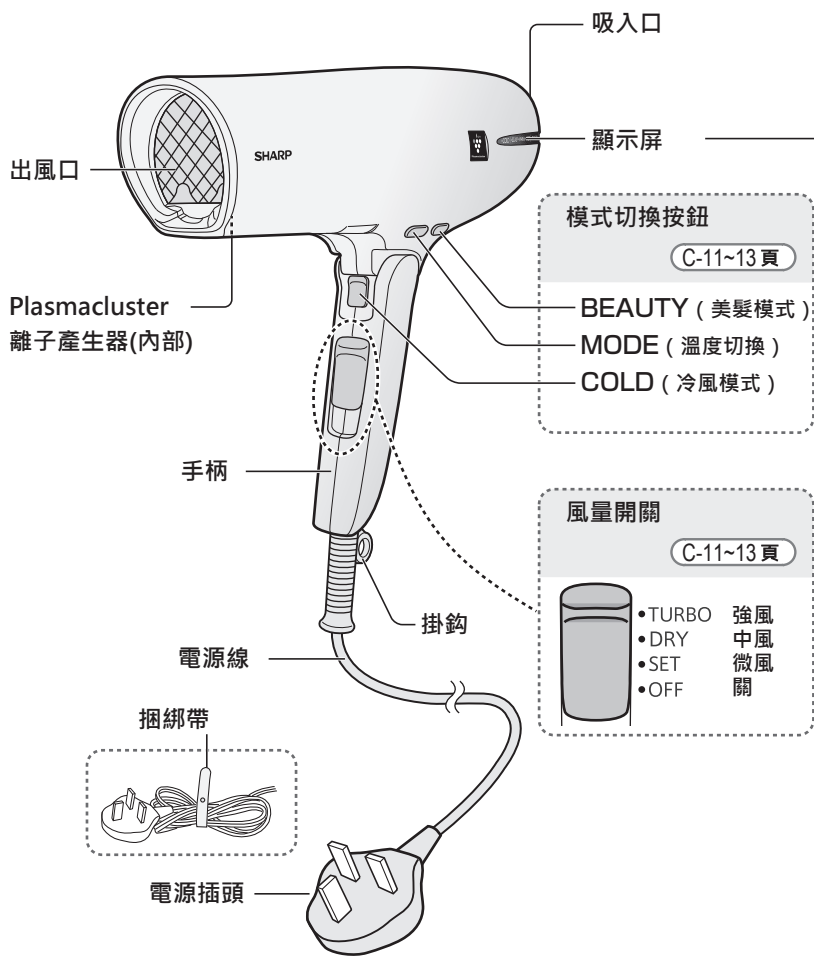
注意

- 風筒附近，如使用混合有硅酮的化妝品等，硅酮會附著到風筒內部，導致無法產生Plasmacluster。
請勤於保養與維護裝置。(C-16頁)

※ 頭髮護理產品(防止分叉液・摩絲・潤髮乳等)
化妝品、止汗劑、抗靜電劑、防水噴霧、上光劑、
玻璃清潔劑、化學抹布、蠟等。

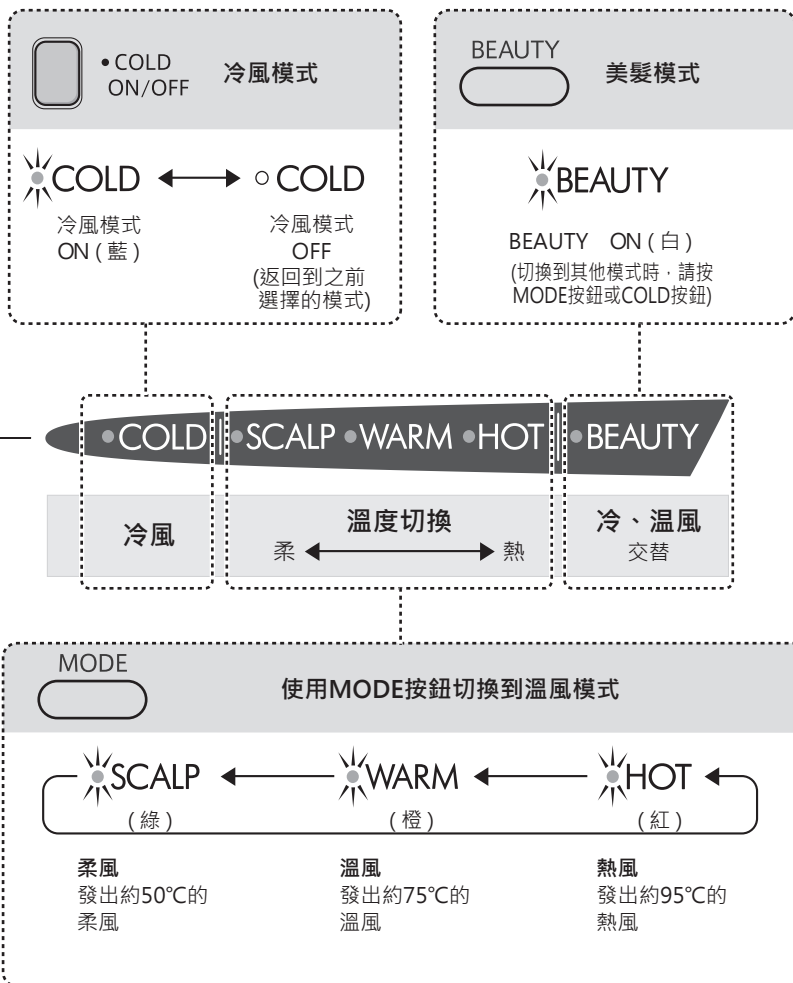
各部分名稱

風筒



C-8

顯示屏



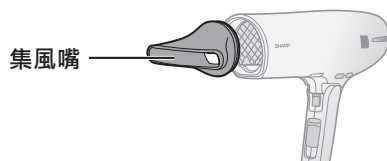
中文

C-9

各部分名稱

附件

● 集風嘴

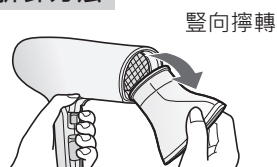


安裝集風嘴，因風力集中，風向容易到達目的位置。

安裝方法



拆卸方法



● 裝置清潔刷 (C-16頁)



(和集風嘴放在相同塑料袋內)

● 使用說明書

此商品是香港地區銷售款式，只有繁體中文說明書。

C-10

操作方法

開關

1



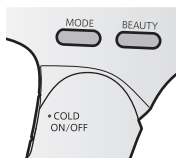
插入電源插頭

2



選擇風量 (C-8頁)

3



選擇風的溫度 (C-9頁)

•COLD | •SCALP •WARM •HOT | •BEAUTY

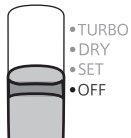
4



對頭髮吹風

- 距離吸入口10厘米以上。
(頭髮被吸入到風筒的原因)
- 距離出風口3厘米以上。
(頭髮燒焦的原因)

使用完了



風量開關「OFF」
拔下電源插頭

注意

- 使用中和使用後，因出風口和集風嘴暫時高溫，請不要接觸。(燒傷的原因)
- 收納時，電線請勿纏捲在風筒上。(斷線·短路的原因)
請使用捆綁帶。



C-11

操作方法

建議使用模式

熱風

快速乾髮模式



使用乾毛巾將頭髮的水分輕輕的擦去後，
使用熱風模式快速乾髮。



溫風

溫風乾髮模式



天氣炎熱時，可使用約75°C的溫風
吹乾頭髮。

柔風

柔風乾髮模式



建議頭髮半乾後使用柔風吹乾。

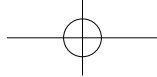
美髮模式

光澤秀髮

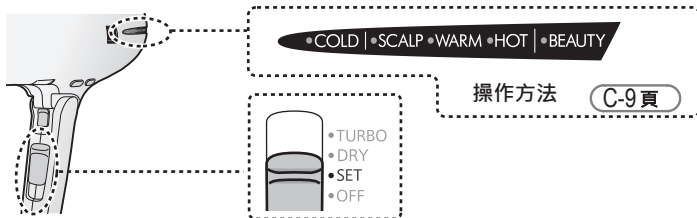


自動於「WARM - COLD」反復交替，
鎖住角質層水分。
從頭頂部向髮尖方向，
吹風的效果更佳。

C-12



●建議風量「SET」



中文

捲髮



使用水和頭髮護理液等將頭髮濕潤後，以熱風吹。安裝集風嘴效果更佳。



以熱風吹後如再使用冷風吹，可作定型效果。



使頭髮有蓬鬆感



邊捲起頭髮的根部，邊用熱風吹頭髮的根部。

使頭髮更順滑

最終模式

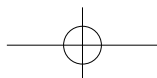


以熱風吹後再使用冷風吹，可以使頭髮保持濕潤度，使頭髮更順滑。

注意

- 頭髮護理液等請勿接觸到風筒。
- 如手上黏有頭髮護理液請勿接觸風筒。
- 如風筒上黏有頭髮護理液等的情況請勿收藏，應先使用軟布等擦拭乾淨。
(變色·裂痕等原因) (C-14頁)

C-13



保養與維護

警告



必須將風量關至「OFF」，電源插頭從插座上拔下，風筒冷卻後再實施。

【導致觸電・起火・燒傷・受傷的原因】

風筒・附件

保養與維護時期：如有污垢

表面使用軟布擦拭

頭髮護理液等如長時間附著到風筒和附件，會導致變色・出現裂痕。



污垢不易去除時，請使用黏有水或濃度較淡的廚房清潔劑（中性）的濕布擦拭。然後，為了不殘留洗劑，請徹底擦拭。

對於風筒和附件的保養與維護，請不要使用以下物品。

(液體如滲入到表面的變色處，裂紋處和內部(精密部)的情況，會導致故障。)



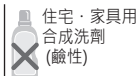
稀釋劑
汽油
酒精



烤箱清潔劑
擦亮劑
漂白劑



柑橘類由
來成分
含有洗劑
(檸檬等)



住宅・家用
合成洗劑
(鹼性)




噴式洗劑
金屬刷帚

出風口 · 吸入口

保養與維護時期：1個月一次以上

灰塵用刷子、紙巾等去除



中文

灰塵不易去除時，請使用除塵器去除。
灰塵黏著的情況，會導致風量減小。



警告



注意不可從出風口、吸入口混進髮夾或金屬絲等異物
【導致火災·觸電·異常動作的原因】

C-15

保養與維護

警告



必須將電源「OFF」，電源插頭從插座上拔下，風筒冷卻後再實施。

【導致觸電·起火·燒傷·受傷的原因】

離子產生器(電極部)

保養與維護時期：2個月一次以上

如實施了保養與維護，裝置可以重覆使用。

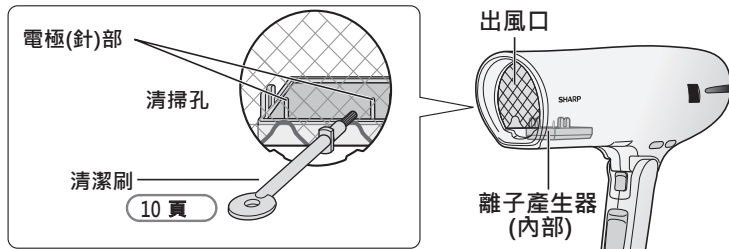
不可更換

1

拔下電源插頭

2

對出風口的清掃孔插入清潔刷，重覆3次，
除去電極部(2處)的污垢



注意

- 離子產生器不可拆卸。
- 請不要使用附屬的清潔刷以外(棉棒等)的物品。
(導致故障的原因)

疑難排解

委託修理或諮詢之前，請先查詢。

問題	說明	參照頁
吹出的風為冷風 而不是溫風	● 選擇了COLD模式、SCALP模式、WARM模式嗎？ ⇒ 切換到HOT模式。	C-9
時而變溫風 時而變冷風 聲音時而變大 時而變小	● 選擇了BEAUTY模式嗎？ ⇒ 因WARM模式和COLD模式反復動作，並非異常。	C-12
吹出的風變弱 吹出的風變熱 選擇溫風時變成冷風	● 出風口，吸入口因灰塵、污垢附著而被堵塞？ ⇒ 請除去灰塵，堵塞的東西。 以上原因以外的情況，請立即停止使用，向客戶服務中心諮詢。	C-15
在意吹出口的風的味道	● Plasmacluster產生時因有微量的臭氧發生，即使從出風口發出味道，和自然界存在的濃度為同樣的程度，對健康方面沒有影響。	—
室內照明閃爍	● 使用風筒的房間有可能因使用風筒引起照明閃爍。此情況為溫度所致，並非故障。如情況持續，請使用其他插座。	—

中文

疑難排解

委託修理或諮詢之前，請先查詢。

問題	說明	參照頁
關於Plasmacluster	● 運轉中，Plasmacluster一直放出。 2個月約1次保養與維護，可以反復的使用，沒有更換裝置的必要。	—
感覺不到Plasmacluster的效果	● 因髮質不同會有差異。 燙過髮不久，染髮、羊毛捲、頭髮彎度強、細、短、軟等，效果會有所不同。	—
	● 裝置的電極部有污垢？ ⇒ 請進行保養與維護。	C-16
	● 出風口，吸入口因灰塵、污垢附著而被堵塞？ ⇒ 請除去灰塵，堵塞的東西。	C-15
風筒出風口吹出藍色或綠色的火花	● 因安全裝置動作，並非故障。	—
想在海外使用	● 僅適用於香港地區，不可於其他地區使用。	—
吹乾頭髮以外的物品	● 因有危險，其他目的請勿使用。	—

問 題	說 明	參照頁
SCALP WARM HOT 交替閃滅	<ul style="list-style-type: none"> ● 請拔掉電源插頭再一次插入，重新運轉。 	—
COLD BEAUTY 交替閃滅	<div style="border: 1px dashed black; padding: 5px;"> <p>反復的出現出錯表示時，請停止使用，向客戶服務中心諮詢。</p> </div>	

中文

處置後仍出現異常的情況，請停止使用，向客戶服務中心諮詢。

以下情況，請立刻停止使用，向客戶服務中心諮詢。

- 電源連接不上
- 電源插頭異常的熱
- 風筒，溫風異常的熱
- 電源線彎折或回轉的情況，導致一會通電一會斷電
- 風筒出現部分變形
- 電源線的一部分異常的熱
- 發出異常的聲音、振動、焦臭味的情況
- 出風量不平穩，或停止出風

規格

型號	IB-HP9A
電源	AC220V 50Hz
功率	1800瓦
風量	約1.6立方米/分鐘(TURBO模式)
重量	約635克
	集風嘴：約32克
電源線長度	約1.7米
附件	集風嘴・清潔刷

C-20

MEMO

PLASMA CLUSTER HAIR DRYER

IB-HP9A

OPERATION MANUAL

SHARP

SHARP CORPORATION

OSAKA, JAPAN

Printed in China
TINSJA061XBRZ 17F- ①