

SHARP

Be Original.

MX-2630N

Digital Full Colour Multifunction System



**An Expandable MFP That Puts
Your Team on the Front Foot**



simply better **business**

The Easy Way to Bring Out the Potential for Simply Better Business

Empower your workgroup and maximise business potential with the advanced document capabilities of the MX-2630N. This MFP offers intuitive operation that simplifies complex work processes for everyone on your team. With its expandable functionality and support for easy and secure cloud access, the MX-2630N will be a key player for your enterprise as it continues to flourish.

Link to Cloud Services*1

An MX-2630N doesn't just connect to your local server. It also connects with cloud services directly from the MFP's control panel. You can upload scanned data to Google Drive™, OneDrive® for Business, SharePoint® Online, or Box*2—or print directly from any of them*3. Using a cloud service like this can save you the time and cost of setting up and managing a server within your company. Once you log in to the MFP, its single sign-on feature allows you to quickly access multiple software services without having to sign in to each one separately. It's a true time-saver that gets your document jobs finished faster.

*1: Requires optional MX-AMX2. *2: Contact a Sharp representative for details. *3: Direct printing of PDF files requires optional MX-PK13; direct printing of Microsoft® Office files (pptx,xlsx,docx) requires optional MX-PU10.

Link with Mail Servers

Scanned data can be conveniently sent via your regular Gmail™ or Microsoft Exchange/Online account. Sending e-mail is as easy as choosing a recipient from your address book on the mail server. Scanned data that you send can be stored on the mail server with other sent items.

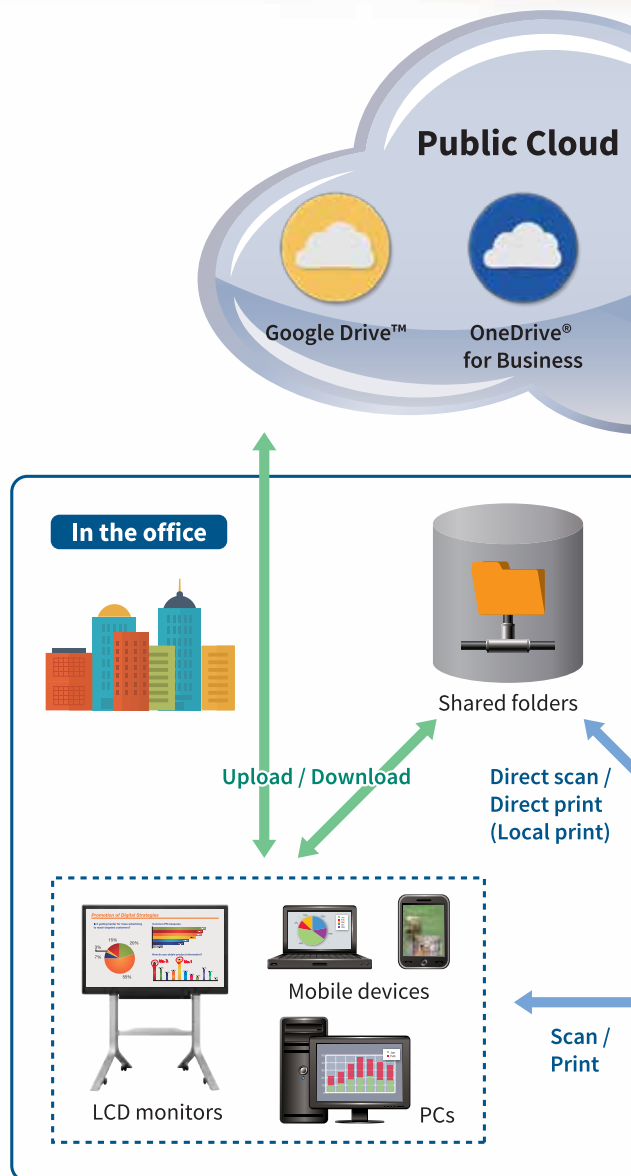
Multi-Layered Security

Network Security and Access Control

- **S/MIME** provides secure e-mail communications*
* When sending e-mail only.
- **SSL** (secure sockets layer) and **IPsec** data encryption technologies ensure secure network communications
- **User Authentication** prevents unauthorised MFP use by requiring passwords
- **Active Directory**® enables integrated management of user credentials, thereby providing a highly secure and efficient environment for system administrators

Document Protection

- **Document Control*** prevents unauthorised use of confidential documents by embedding copy prevention data in them
* Requires optional MX-FR51U. May not work with certain types of paper, documents (such as those with a large volume of photos), or MFP settings.
- **Hidden Pattern Copy/Print** embeds a watermark onto a document
- **Tracking Information Print** prints the date, job ID, and other specifics on printouts



Data Protection

- Job data is automatically **encrypted** before being saved to the MFP's internal storage
- Retained data can be **initialised** when it's time to replace the MFP, preventing the leakage of confidential information

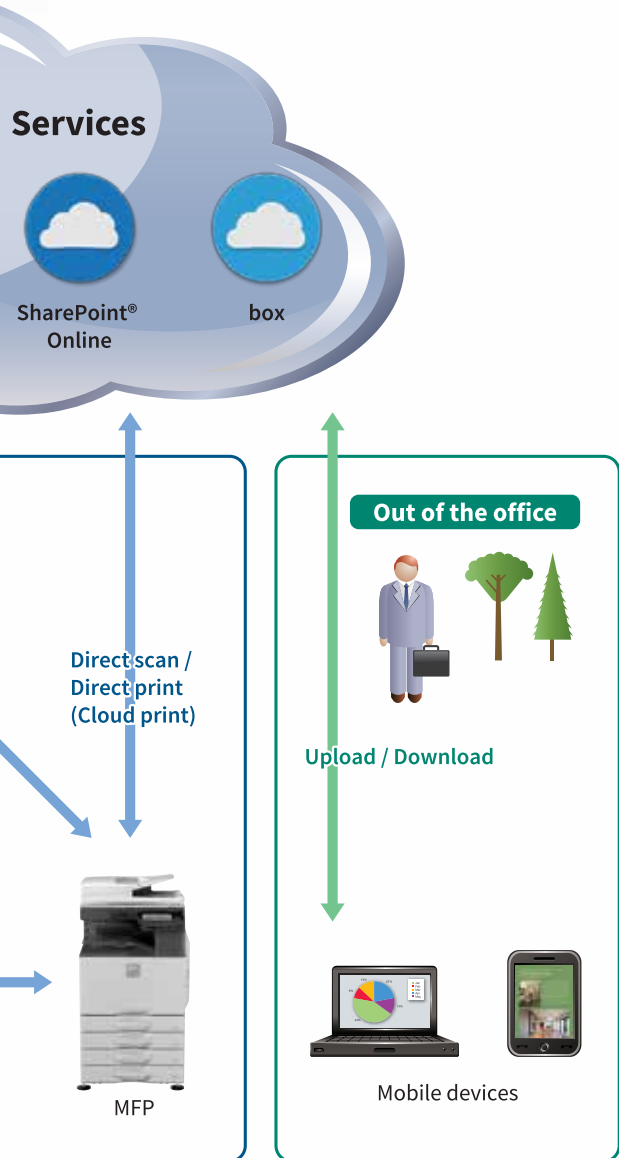
Simply Better **Process**



Simply Better **Experience**



Simply Better **Admin**



Two-Way Sharing with Mobile Devices

Connecting an MX-2630N to one or more mobile devices is easy, and it expands your options for sharing data. Not only can you send scanned documents to mobile devices such as smartphones and tablets, you can also print documents or photos sent from those devices.

Sharpdesk Mobile*¹

Sharpdesk Mobile is a mobile print/scan application that connects the MFP to mobile devices via wireless LAN. You can easily link your mobile device to the MFP by simply holding it over the MFP's NFC card reader or by scanning the MFP's QR Code*².

*1: For details, see the Sharpdesk Mobile support website:

http://sharp-world.com/products/copier/docu_solutions/mobile/sharpdesk_mobile/

*2: The NFC interface is for Android™ devices; the QR Code is for iOS devices. Contact a Sharp representative for details on the NFC card reader.

Mobile Printing Services*

This MFP supports Google Cloud Print™, AirPrint, and Sharp Print Service Plugin.

* Requires optional MX-PK13.

Wireless Connections*

The MX-2630N offers ultra-handy wireless access via two easy modes, enabling convenient access to the MFP even from places where a wired LAN is not available.

* Requires optional MX-EB18.

Infrastructure mode wirelessly connects the MFP to mobile PCs/devices via a commercially available wireless LAN router.

Access point mode wirelessly connects a LAN-wired MFP to mobile PCs/devices without going through a wireless LAN router.

Note: External networks cannot be accessed via the MFP. Up to five mobile devices can be wirelessly connected to the MFP at the same time.

Sharp OSA* (Open Systems Architecture)

Innovative Sharp OSA technology allows you to interact with critical business and network applications right from the LCD control panel, offering a new realm of control and convenience. And since Sharp OSA utilises industry-standard network protocols, the MX-2630N can easily integrate with document management systems, enterprise resource planning software, workflow applications, and more. The latest version of Sharp OSA can reach beyond the firewall, enabling extensive system construction as well as services delivered over the Internet such as cloud services. In this way, Sharp OSA provides a foundation for cost reductions and information sharing across the entire company organisation—effectively enhancing total business efficiency.

* Requires optional MX-AMX2 and/or MX-AMX3.

HIGH PRODUCTIVITY

Super-Efficient Colour and B/W Output

The MX-2630N delivers a fast output of 26 ppm* in B/W and in full colour. The first copy comes out in just 4.7 seconds in B/W and 6.7 seconds in full colour, saving you valuable time when performing multiple short-run jobs.



* A4 long-edge feeding

High-Efficiency Scanning

The MX-2630N's standard-equipped 100-sheet RSPF (reversing single pass feeder) efficiently feeds in either one- or two-sided originals. With a scanning speed of up to 80 opm* (one-sided) for both colour and B/W documents, the MX-2630N can complete large jobs with ease and efficiency.

* Originals per minute; when feeding A4 sheets



Advanced Scan Functions

Multi Crop Function

The Multi Crop function automatically creates separate files for multiple different-sized documents—such as receipts and bills—that are scanned simultaneously.

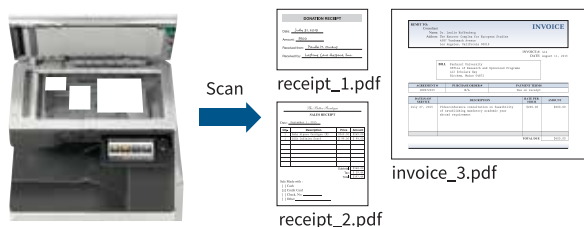




Image Crop Function

This function lets you scan multiple photos all at once and save each one as a separate file. It can also crop photos on documents such as magazine pages and save them as individual files.

Scan multiple photos



Crop photos from magazine page



Versatile Fax Functions (option)*

- **Super G3 Fax** function
- **PC-Fax** sends PC documents directly to a fax machine via a phone line

* Requires optional MX-FX15.

Microsoft® Office Direct Printing*

Print common Microsoft® Office files without using a PC. With a MX-2630N, you can print a Word, Excel®, or PowerPoint® file directly from a mobile device, cloud service, USB drive, or file server.

* Requires optional MX-PU10. This function is enabled via DirectOffice™ technology.

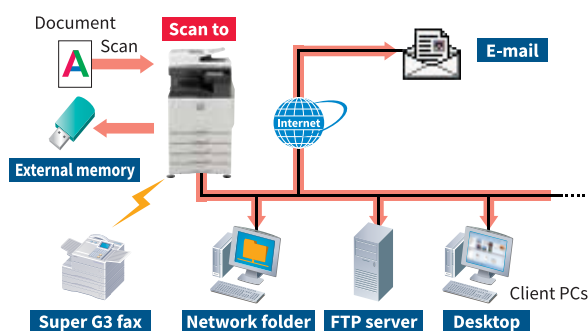


Print Release

The Print Release function lets you send documents to the main MFP, which acts as a server and stores them for printing out from any other MFP on the network. This function comes in handy when the main MFP is in use or under maintenance, letting you finish your job with minimal waiting.

Multiple Distribution of Scanned Files

Scanned documents can be distributed in a number of ways: for example, you can send them as e-mail attachments or scan them directly to an FTP server for storage. When you're scanning large-volume documents, the MFP saves the data on its hard disk and generates a URL for accessing that data. You can then e-mail recipients this URL rather than the full document, thereby reducing the load on the mail server.



Document Management

Document Filing

Document Filing allows processed data to be saved in designated folders on the MFP's hard disk. From there, it can be instantly recalled for printing and sending at a later time.

Sharpdesk

With Sharpdesk integrated document management software, scanned files can be organised, edited, converted, and combined with ease. What's more, Full Text Search makes it easy to retrieve your documents.

Finisher Options

The MX-2630N partners with a variety of finishing options—such as a saddle stitch finisher and a finisher—that offer the following useful functions.

Stapleless Stapler

To make paper recycling easy and to save on stapler costs, a staple-free stapler crimps the corners of paper to keep up to five sheets securely bound.



Manual Stapler

You can quickly staple documents at the MFP as needed without using a conventional stapler. A real time-saver if you want to, say, restaple documents that were unstapled for copying.



Versatile Paper Handling

Most of the MX-2630N's paper trays accommodate a wide variety of paper, in sizes up to SRA3 and in weights up to 300 g/m². The MFP can also handle extra-long paper up to 1.20 m*. In addition to plain paper, the MFP accommodates a number of other paper types, including coated, textured, embossed, and removable adhesive paper. Such versatile paper handling expands the range of possible printing applications.

* Requires optional MX-LT10.

Job Separator Tray*

The Job Separator Tray option prevents copy/print/fax jobs from getting mixed together. Thanks to this interior output tray system, the MFP can provide up to four output destinations when it's equipped with an external finisher.

* Requires optional MX-TR20.

EASE OF USE

7.0-Inch Colour LCD Touchscreen

Despite its compact size, the MX-2630N's 7.0-inch LCD touchscreen features the same user interface found on larger 10.1-inch touchscreens and offers the same ease of use. The interface incorporates an Easy UI mode that makes it simple and intuitive to operate the MFP. And with the Advanced Preview function, you can edit pages easily, preview documents in various modes, and check document finishes and page layout in advance.



Preview mode (3D)



Edit mode (rotate)

Direct Printing*/Scanning with USB Drives

Insert a USB drive into the MFP and a print/scan command screen will automatically pop up on the LCD. Right away you can print files from the USB drive—which are displayed as thumbnails—or you can scan documents directly to the USB drive.



* Direct printing of PDF files requires optional MX-PK13; direct printing of Microsoft® Office files (pptx, xlsx, docx) requires optional MX-PU10.

Free-Tilting Control Panel

The control panel can be tilted freely at various angles for easy viewing and easy operation, even from a wheelchair. Having the control panel at the perfect viewing angle means you can reduce eye strain and avoid making input errors.



Printer Driver with Easy Setup

The printer driver setup window features a simple design that includes larger buttons and drop-down menus, making it easier than ever to use printer functions.



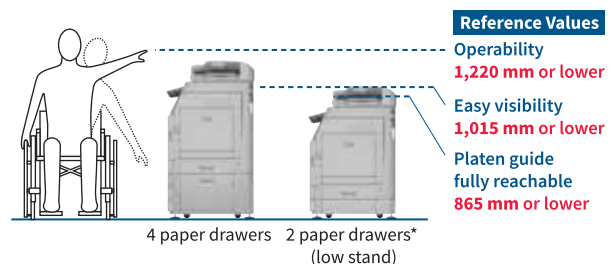
Integrated Device Management

As a system administrator, you can get the most out of a Sharp document system by using Sharp's efficiency-boosting device management tools. From a single location, you can use Sharp Remote Device Manager* (SRDM) to manage multiple Sharp MFPs.

* Contact a Sharp customer representative for availability and other details.

Accessibility

The MX-2630N complies with the accessibility guidelines outlined in US Section 508 and EU Mandate 376. This means that all user aspects—from the heights of the control panel and glass platen to the readability of the LCD—have been designed with consideration for usability by people with disabilities.



* Requires optional MX-DE29 N.

Utility Table*

An optional Utility Table gives you a handy place to lay documents or a mobile device such as a tablet when you're working at the MFP. An IC card reader can be built underneath the table.



* Requires optional MX-UT10.

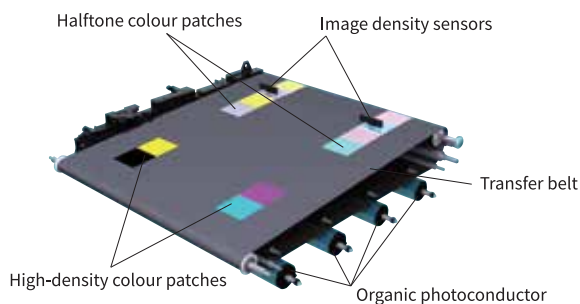
SUPERB IMAGE QUALITY

Easy, High-Quality Copying and Scanning

Through an advanced three-step process, **Auto Colour Mode** provides fully automated copying and scanning in both colour and B/W—with a simple press of the Start button. Here's how it works: **Auto Colour Selection** automatically determines whether a page is colour or B/W. **Auto Original Type Selection** then analyses page contents to distinguish between different components (such as photos and text) and selects the appropriate mode. Finally, **Background Suppression** automatically removes unnecessary background colour.

Auto Process Control

To maintain consistently high image quality during large-volume print jobs, the MFP employs a periodic colour calibration system. Image density sensors read high-density and halftone colour patches and feed the information back to the image control unit. The MFP can then make adjustments to minimise colour variance between pages.

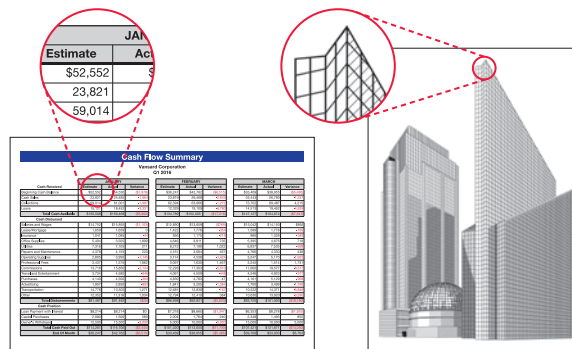


Developer Refresh System

By discharging old developer little by little and continuously replacing it with new developer, this system prevents developer deterioration and ensures stable print quality over the long term.

Line Width Adjustment

This function adjusts the width of lines. Fine lines, which are otherwise difficult to render properly, turn out sharp and crisp. Intricate line drawings, complex graphs and charts, and detailed spreadsheets are reproduced with exceptional quality and precision.



PCL 6 and True Adobe® PostScript® 3™

For better graphics handling, the MX-2630N supports both PCL 6 and Adobe PostScript 3*.

* Requires optional MX-PK13.

ENVIRONMENT-FRIENDLY

Low Power Consumption

In every respect, the MX-2630N has been designed to deliver exceptional energy efficiency. As a result, it boasts a TEC value* that is significantly lower than the maximum allowable values determined by ENERGY STAR®.

* Typical amount of energy consumed in a hypothetical week measured as stipulated under the ENERGY STAR programme.



Eco-Friendly Toner

Mycrostoner-Crystal is filled with low-melting-point material. Compared to conventional toner, this toner is able to fuse at lower temperatures, resulting in reduced energy consumption.

Automatic Toner Cartridge Eject Function

This function expels completely empty cartridges in preparation for replacement. The cartridge is replaced only after all the toner has been consumed, thereby ensuring efficient use of toner. Because you can tell at a glance when cartridges are empty, they are fast and easy to replace.



Eco Scan

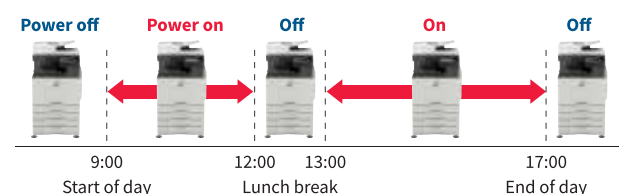
The Eco Scan function saves energy by keeping the fusing system shut down during jobs that don't require its use—for example, during image sending and Document Filing.

Auto Power Shut-Off Mode

Based on prior usage patterns, the MFP automatically determines how long to wait before going into auto power shut-off mode. Shortly before this mode begins, a message appears on the LCD indicating that the MFP will soon shut down and giving you the option to continue operation.

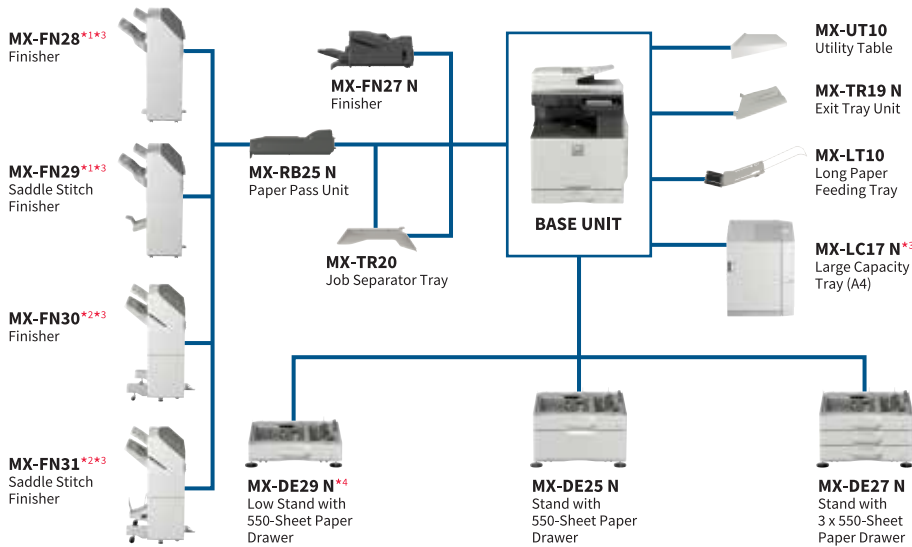
Power ON/OFF Schedule

This function automatically turns the MFP on or off per administrator-set schedules.



SYSTEM CONFIGURATION

System Configuration



*1: Max. paper capacity: 1,000 sheets *2: Max. paper capacity: 3,000 sheets *3: Requires MX-DE25 N/DE27 N.
*4: Cannot be used with MX-FN28/FN29/FN30/FN31/LC17 N.

- MX-PN14B/C/D**
Punch Module (for MX-FN27 N)
- MX-PN15B/C/D**
Punch Module (for MX-FN28/FN29)
- MX-PN16B/C/D**
Punch Module (for MX-FN30/FN31)
- MX-PU10**
Direct Print Expansion Kit
- MX-PK13**
PS3 Expansion Kit
- MX-PF10**
Barcode Font Kit
- MX-FX15**
Fax Expansion Kit
- AR-SU1**
Stamp Unit
- MX-USX1/X5**
Sharpdesk 1/5-License Kit
- MX-US10/50/A0**
Sharpdesk 10/50/100-License Kit
- MX-AMX2**
Application Communication Module
- MX-AMX3**
External Account Module
- MX-EB18**
Wireless LAN Adaptor
- MX-FRS1U**
Data Security Kit

Specifications for Options

MX-TR20 Job Separator Tray

Paper size	SRA3 to A5 ^{*1}
Paper capacity	100 sheets (A4)

MX-FN27 N Finisher

Paper size	Non offset Offset/staple Stapleless staple	SRA3 to A5 ^{*1} A3 to B5 ^{*2} A3 to B5 ^{*3}
Paper capacity	Non offset/offset Staple	500 sheets (A4 or smaller), 250 sheets (B4 or larger) 30 sets or 500 sheets (A4 or smaller), 30 sets or 250 sheets (B4 or larger)
Stapling capacity	Stapleless staple	30 sets
	Staple	50 sheets (A4, B5 ^{*3}), 30 sheets (A3, B4)
Staple position	Stapleless staple	5 sheets ^{*4}
	Manual staple	Total paper thickness 4 mm or less (40 sheets)
	Staple mode	3 locations (front, rear, or 2-point stapling)
Stapleless staple mode	Stapleless staple mode	1 location (rear)
	Manual staple mode	1 location

MX-FN28 Finisher

Paper size	Non offset Offset Staple	SRA3 to A5 ^{*1} A3W to A5 ^{*1} A3W to B5 ^{*1}
Paper capacity	Finisher tray (non offset/offset) (staple)	1,000 sheets (A4), 500 sheets (other sizes) 100 sets or 1,000 sheets (A4), 50 sets or 500 sheets (other sizes)
	Top tray	250 sheets (A4 or smaller), 50 sheets (B4 or larger)
Stapling capacity		50 sheets (A4, B5), 30 sheets (A3, B4)
Staple position		3 locations (front, rear, or 2-point stapling)

MX-FN29 Saddle Stitch Finisher

Paper size	Non offset Offset Staple	SRA3 to A5 ^{*1} A3W to A5 ^{*1} A3W to B5 ^{*1}
Paper capacity	Finisher tray (non offset/offset) (staple)	1,000 sheets (A4), 500 sheets (other sizes) 100 sets or 1,000 sheets (A4), 50 sets or 500 sheets (other sizes)
	Top tray	250 sheets (A4 or smaller), 50 sheets (B4 or larger)
	Saddle stitch tray	7 sets of 11–15 sheets, 10 sets of 6–10 sheets, 20 sets of 1–5 sheets
Stapling capacity		50 sheets (A4, B5), 30 sheets (A3, B4)
Staple position		3 locations (front, rear or 2-point stapling)

MX-FN30 Finisher

Paper size	Non offset Offset/staple Stapleless staple	SRA3 to A5 ^{*1} A3 to B5 ^{*2} A3, A4 ^{*2}
Paper capacity	Finisher tray (non offset/offset) (staple)	3,000 sheets (A4, B5), 1,500 sheets (other sizes) 200 sets or 3,000 sheets (A4, B5), 100 sets or 1,500 sheets (other sizes)
	(stapleless staple)	200 sets (A4), 100 sets (A3)
	Top tray	250 sheets (A4 ^{*2} , B5 ^{*2} , A5), 125 sheets (other sizes)
Stapling capacity	Staple	65 sheets (A4 ^{*2} , B5 ^{*2}), 30 sheets (other sizes)
	Stapleless staple	5 sheets ^{*4}
Staple position	Manual staple	Total paper thickness 9 mm or less (65 sheets)
	Staple mode	3 locations (front, rear, or 2-point stapling)
	Stapleless staple mode	1 location (rear)
Manual staple mode		1 location

MX-FN31 Saddle Stitch Finisher

Paper size	Non offset Offset/staple Stapleless staple	SRA3 to A5 ^{*1} A3 to B5 ^{*2} A3, A4 ^{*2}
Paper capacity	Finisher tray (non offset/offset) (staple)	3,000 sheets (A4, B5), 1,500 sheets (other sizes) 200 sets or 3,000 sheets (A4, B5), 100 sets or 1,500 sheets (other sizes)
	(stapleless staple)	200 sets (A4), 100 sets (A3)
	Top tray	250 sheets (A4 ^{*2} , B5 ^{*2} , A5), 125 sheets (other sizes)
	Saddle stitch tray	10 sets of 11–20 sheets, 15 sets of 6–10 sheets, 25 sets of 1–5 sheets
Stapling capacity	Staple	65 sheets (A4 ^{*2} , B5 ^{*2}), 30 sheets (other sizes)
	Stapleless staple	5 sheets ^{*4}
	Manual staple	Total paper thickness 9 mm or less (65 sheets)
Staple position	Staple mode	3 locations (front, rear, or 2-point stapling)
	Stapleless staple mode	1 location (rear)
Manual staple mode		1 location

Punch Modules

Model name	For MX-FN27 N	MX-PN14B	MX-PN14C	MX-PN14D
	For MX-FN28/FN29	MX-PN15B	MX-PN15C	MX-PN15D
	For MX-FN30/FN31	MX-PN16B	MX-PN16C	MX-PN16D
Number of holes		2 or 3	2 or 4	4 (wide)
Paper weight		55 to 300 g/m ² *5		

MX-DE25 N Stand with 550-Sheet Paper Drawer

Paper size	SRA3 to A5 ^{*1}
Paper capacity	550 sheets

MX-DE27 N Stand with 3 x 550-Sheet Paper Drawer

Paper size	SRA3 to A5 ^{*1}
Paper capacity	550 sheets each

MX-DE29 N Low Stand with 550-Sheet Paper Drawer

Paper size	SRA3 to A5 ^{*1}
Paper capacity	550 sheets

MX-LC17 N Large Capacity Tray

Paper size	A4, B5
Paper capacity	3,000 sheets

MX-LT10 Long Paper Feeding Tray

Paper size	Max. 1.20 m long
Paper capacity	1 sheet

Note: All specifications relating to paper capacity refer to 80 g/m² paper.

*1: Short-edge feeding. *2: Long-edge feeding. *3: Only long-edge feeding can be used with A4 and B5 paper. *4: Guaranteed stapleable weight is up to 64 g/m² (4 sheets up to 81.4 g/m² and 3 sheets up to 105 g/m²). *5: Guaranteed punchable weight is 60 to 128 g/m².

SPECIFICATIONS

General

Type	Desktop
Engine speed	A4 ^{*1} : Max. 26 ppm A3: Max. 15 ppm SRA3: Max. 15 ppm
Control panel display	7-inch colour LCD touchscreen
Paper size	Max. SRA3, min. A5 ^{*2}
Paper capacity (80 g/m ²)	Standard: 650 sheets (550-sheet tray and 100-sheet multi-bypass tray) Maximum: 6,300 sheets (650 sheets & optional 550 + 2,100-sheet tray and 3,000-sheet tray)
Paper weight	Tray: 60 g/m ² to 300 g/m ² Multi-bypass tray: 55 g/m ² to 300 g/m ²
Warm-up time ^{*3}	20 sec.
Memory	5 GB (copy/print shared) 250 GB HDD ^{*4}
Power requirements	Rated local AC voltage ±10%, 50/60 Hz
Power consumption	Max. 1.84 kW (220 to 240V)
Dimensions (W x D x H) ^{*5}	608 x 650 x 834 mm
Weight (approx.)	79 kg

Copier

Original paper size	Max. A3
First copy time ^{*6}	Full colour: 6.7 sec. B/W: 4.7 sec.
Continuous copy	Max. 9,999 copies
Resolution	Scan (colour): 600 x 600 dpi Scan (B/W): 600 x 600 dpi, 600 x 400 dpi, 600 x 300 dpi Print: 600 x 600 dpi, 9,600 (equivalent) x 600 dpi (depending on copy mode)
Gradation	Equivalent to 256 levels
Zoom range	25% to 400% (25% to 200% using RSPF) in 1% increments
Preset copy ratios	Metric: 10 ratios (5R/5E), inch: 8 ratios (4R/4E)

Network Scanner

Scan method	Push scan (via control panel) Pull scan (TWAIN-compliant application)
Scan speed ^{*7}	[Colour & B/W] Max. 80 originals/min.
Resolution	Push scan: 100, 150, 200, 300, 400, 600 dpi Pull scan: 75, 100, 150, 200, 300, 400, 600 dpi 50 dpi to 9,600 dpi via user setting
File formats	TIFF, PDF, PDF/A, encrypted PDF, JPEG ^{*8} , XPS
Scanner utility	Sharpdesk
Scan destinations	Scan to e-mail/desktop/FTP server/network folder (SMB)/ USB drive/HDD

- *1: Long-edge feeding.
- *2: Short-edge feeding.
- *3: At rated voltage, 23°C (73.4°F). May vary depending on operating conditions and environment.
- *4: HDD capacity depends on procurement and sourcing status.
- *5: Including adjusters and protuberances.
- *6: Short-edge feeding of A4 sheets from 1st paper tray, using document glass, without Auto Colour Selection and Auto Colour mode, MFP in fully ready condition. May vary depending on operating conditions and environment.
- *7: Based on Sharp's A4 standard chart, using document feeder, long-edge feeding, and one-sided scanning. Using factory default settings with Auto Colour Selection off. Scan speed will vary depending on the type of document and the scan settings.
- *8: Colour/greyscale only.
- *9: Storage capacity will vary depending on the type of document and the scan settings.
- *10: Some features require option(s).
- *11: Based on Sharp's standard chart with approx. 700 characters (A4 long-edge feeding) at standard resolution in Super G3 mode, 33,600 bps, JBIG compression.

Document Filing

Document filing capacity ^{*9}	Main and custom folders: 20,000 pages or 3,000 files Quick file folder: 10,000 pages or 1,000 files
Stored jobs ^{*10}	Copy, print, scan, fax
Storage folders	Quick file folder, main folder, custom folder (max. 1,000 folders)

Network Printer

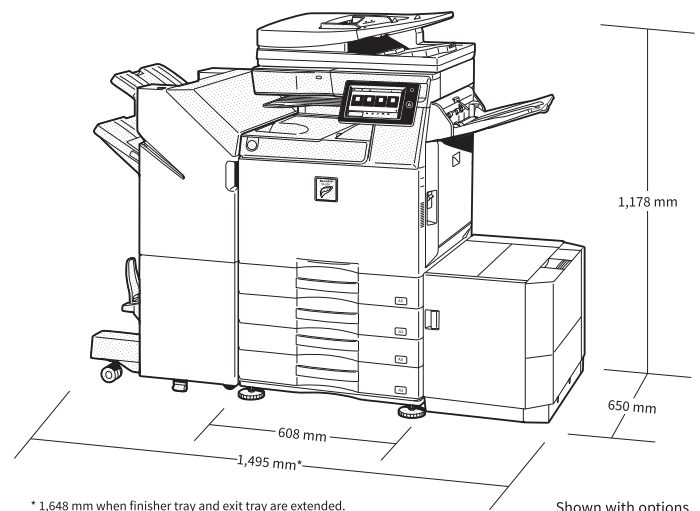
Resolution	600 x 600 dpi, 9,600 (equivalent) x 600 dpi
Interface	USB 2.0 (host, high-speed), 10Base-T/100Base-TX/1000Base-T
Supported OS	Windows Server [®] 2008, Windows Server [®] 2008 R2, Windows Server [®] 2012, Windows Server [®] 2012 R2, Windows Server [®] 2016, Windows [®] 7, Windows [®] 8.1, Windows [®] 10, Mac OS 10.6, 10.7, 10.8, 10.9, 10.10, 10.11, 10.12
Network protocols	TCP/IP
Printing protocols	LPR, Raw TCP (port 9100), POP3 (e-mail printing), HTTP, FTP for downloading print files, IPP, SMB, WSD
PDL	Standard: PCL 6 emulation Option: Adobe [®] PostScript [®] 3 [™]
Available fonts	80 fonts for PCL, 139 fonts for Adobe PostScript 3

B/W Facsimile (optional MX-FX15 required)

Compression method	MH/MR/MMR/JBIG
Communication protocol	Super G3/G3
Transmission time	Less than 3 seconds ^{*11}
Modem speed	33,600 bps to 2,400 bps with automatic fallback
Transmission resolution	From Standard (203.2 x 97.8 dpi) to Ultra Fine (406.4 x 391 dpi)
Recording size	A3 to A5
Memory	1 GB (built-in)
Greyscale levels	Equivalent to 256 levels

- Design and specifications are subject to change without prior notice.
- The ENERGY STAR logo is a certification mark and may only be used to certify products that have been determined to meet the ENERGY STAR programme requirements. ENERGY STAR and the ENERGY STAR mark are registered trademarks owned by the US Environmental Protection Agency. The ENERGY STAR guidelines apply to products only in the US, the EU, Japan, Canada, Australia, New Zealand, and Taiwan.
- Google Drive, Gmail, Android, and Google Cloud Print are trademarks of Google Inc. The Google Drive trademark is used with permission from Google Inc. OneDrive, SharePoint, Microsoft, Active Directory, Excel, PowerPoint, Windows Server, and Windows are either registered trademarks or trademarks of Microsoft Corporation in the US and/or other countries. Box is a trademark, service mark, or registered trademark of Box, Inc. QR Code is a registered trademark of DENSO WAVE INCORPORATED in Japan and other countries. AirPrint and Mac are trademarks of Apple Inc., registered in the US and other countries. PCL is a registered trademark of Hewlett-Packard Company. Adobe and PostScript 3 are either registered trademarks or trademarks of Adobe Systems Incorporated in the US and/or other countries. DirectOffice is a product of CSR Imaging US, LP. DirectOffice is a trademark of CSR Imaging US, LP, registered in the US and other countries, used with permission. All other brand names and product names may be trademarks or registered trademarks of their respective owners.

DIRECTOffice



SHARP

BUSINESS | 文件系統

MX-2630N CAT



時捷電氣
S.A.S. Electric

S.A.S. ELECTRIC COMPANY LIMITED

Hong Kong Office: Level 26, Tower 1, Kowloon Commerce Centre, No 51 Kwai Cheong Road, Kwai Chung, New Territories, Hong Kong.

<http://www.sharp.com.hk> (852) 2822 9395



时捷商务
S.A.S. E-Comm

Shenzhen Office: 28/F, Noble Center, No.1006, 3rd Fuzhong Road, Futian District, Shenzhen, China.

Dongguan Office: 3/F, 3 Xing Yuan Road, Yu Quan Industrial Region, Feng Gang, Dongguan, Guangdong, China.

(86) 400 830 3883

(86) 400 830 3883